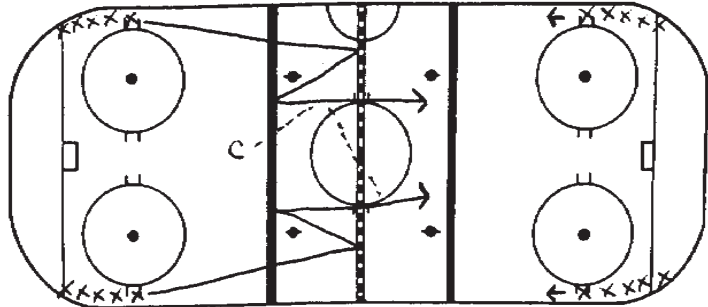


*Pucks should be at mid-ice with coaches making passes to players as necessary. Drills can be run from both ends at the same time for more advanced players.*

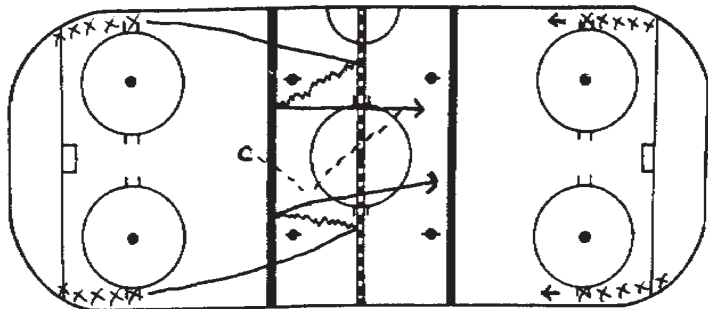
### **STOP AND START 2-ON-0**

**SET-UP:** Players move up the ice to the red line, stop facing each other, go back to the blue line, stop facing each other, receive a pass from a coach and proceed 2-on-0 to the other end.



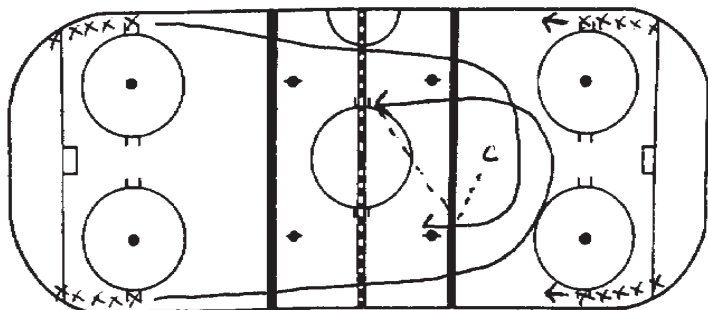
### **STOP AND START/ BACKWARD 2-ON-0**

**SET-UP:** Players move forward up the ice to the red line, pivot facing each other and skate backward back to their blue line and then forward, and then receive a pass from a coach to proceed 2-on-0 to the other end.



### **CROSSOVER LOOP 2-ON-0**

**SET-UP:** Players move up the ice past the far blue line, crossover behind the coach, receive a pass and proceed 2-on-0 to shoot at the end they started from.



### **BACKWARD CROSSOVER LOOP 2-ON-0**

**SET-UP:** Players move forward up the ice, pivot facing each other and skate backwards past the far blue line, around the coach pivoting from backward to

